






Name: _____ Date: _____

Graphing Spooky Lucky Charms










Color the graph to match the cereal in your bag. Answer the questions on the back of your graph.

				
Bubbling Cauldron	Mystical Moon	Magical Spell book	Haunting Ghost	Swooping Bat





Sheet Copyright www.teachingheart.net

DIRECTIONS: Use your finished graph to answer these questions.

 <p>1.) How many _____ cauldrons were in your bag? _____ bubbling cauldrons</p>	 <p>2.) How many _____ moons were in your bag?? _____ mystical moons</p>
 <p>3.) How many _____ spell books were in your bag? _____ magical spell books</p>	 <p>4.) How many _____ ghosts were in your bag?? _____ haunting ghosts</p>
 <p>5.) How many _____ bats were in your bag? _____ bats</p>	<p>6.) What cereal did you have the most of? Circle your answer.</p> 
 &  <p>5.) How many _____ did you have altogether? _____ bats and moons</p>	 <p>6.) Did you have more _____ ghosts or more _____ spell books? I had more _____</p>

Look at your neighbors graph to answer these questions.

<p>7.) My neighbor's name is _____.</p> <p>My neighbor's graph shows that he/she had _____  cauldrons and _____  moons.</p>	<p>8.) I had more _____ in my bag than my neighbor did. My neighbor had more _____ than I did.</p>
---	--

