







Name _____ Date _____

Graphing CARS



Color the Graph to match the candy in your bag. Answer the questions about your graph.

6						
5						
4						
3						
2						
1						
0	 MATER	 LIGHTNING MCQUEEN	 DOC HUDSON	 THE KING	 SALLY	 SHERIFF



Answer These Questions about your graph!

1.) Which Cars character do you have the the most of?

2.) Which Cars character do you have the least of?

3.) Do you have more Mater gummies or more Doc gummies?

4.) How many King gummies do you have?

5.) How many Sheriff, McQueen, and Sally gummies do you have altogether?

6.) Do you have more Sally gummies or more McQueen gummies?

7.) What Cars character tastes best?

Sheet Copyright by C. Gallagher @ www.teachingheart.net – 2006