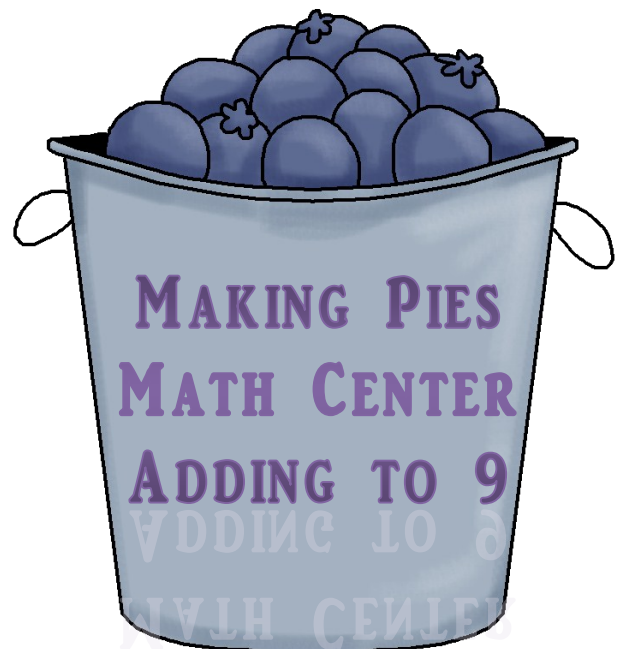






Teacher: Print file on card-stock. Laminate. Cut out Blueberry pieces on this page. Place in a Ziploc. Place the blueberry girls cards in a large envelope for storage. Place at math center. Student places the blueberry pieces on correct pies. They then complete the center sheet to turn in to the teacher to ensure mastery of skill.






Mary's Making Pies!

World's Working Bakers!



Molly's Making Pies!


Words Working Big!



Name: _____

Directions: Molly and Mary were busy making pies. Look at your finished center.

Draw Mary and Molly's sets and write a problem. We did the first one.



1 1 2

_____ + _____ = _____

_____ + _____ = _____

_____ + _____ = _____

_____ + _____ = _____



3 2 5

_____ + _____ = _____

_____ + _____ = _____

_____ + _____ = _____

_____ + _____ = _____